

**HSF RoHS**

**SPECIFICATIONS  
PERFORMANCE**

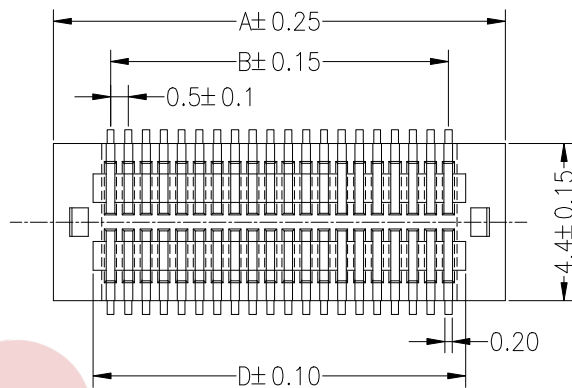
Current rating: 0.5A  
 Voltage rating: 50V AC/DC  
 Insulation Resistance: 100MΩ min  
 Withstanding voltage: 200V AC/1 min  
 Contact Resistance: 50mΩ max  
 Operating Temperature: -30°C to +105°C  
 Material  
 Contact: Phosphor Bronze  
 Contact: Au Over Ni  
 Housing: PA9T, UL94-V0  
 Soldering temperature: 260°C±5° 5S

Ass'y High(H)	Plastic High	
	Male(H1)	Female(H2)
6.50	2.00	4.50
6.00	2.00	4.00
5.50	2.00/1.00	3.50/4.50
5.00	2.00/1.00	3.00/4.00
4.50	1.00	3.50
4.00	1.00	3.00
3.50	1.30	2.20
3.00	0.80	2.20

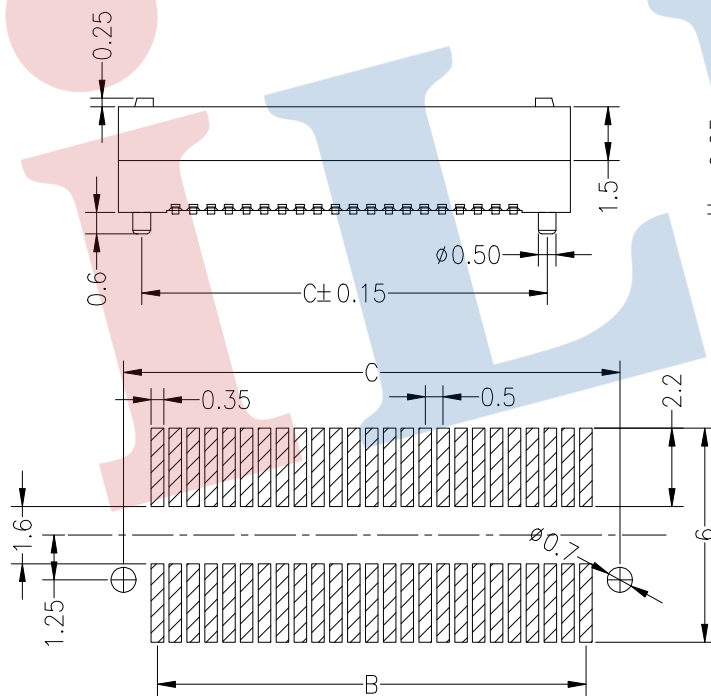
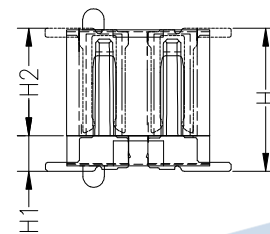
**Ordering Information**

**3723-F XXX XXX XX X R 0X**

F=Female M=Male No. of pins 08~100P Plastic Height 022=2.2mm 030=3.0mm 035=3.5mm 040=4.0mm 045=4.5mm Contact Plating G0:Gold Flash Insulator Material Option E=PA9T Packing R=Reel code stream 01~99



**ASSEMBLY**



Recommended P.C.B Layout(Top Side)

NO.OF Contacts	Dimensions(mm)			
	A	B	C	D
8	4.70	1.50	3.40	2.48
10	5.20	2.00	3.90	2.98
12	5.70	2.50	4.40	3.48
14	6.20	3.00	4.90	3.98
16	6.70	3.50	5.40	4.48
18	7.20	4.00	5.90	4.98
20	7.70	4.50	6.40	5.48
22	8.20	5.00	6.90	5.98
24	8.70	5.50	7.40	6.48
26	9.20	6.00	7.90	6.98
28	9.70	6.50	8.40	7.48
30	10.20	7.00	8.90	7.98
32	10.70	7.50	9.40	8.48
34	11.20	8.00	9.90	8.98
36	11.70	8.50	10.40	9.48
38	12.20	9.00	10.90	9.98
40	12.70	9.50	11.40	10.48
42	13.20	10.00	11.90	10.98
44	13.70	10.50	12.40	11.48
46	14.20	11.00	12.90	11.98
48	14.70	11.50	13.40	12.48
50	15.20	12.00	13.90	12.98
52	15.70	12.50	14.40	13.48
54	16.20	13.00	14.90	13.98
56	16.70	13.50	15.40	14.48
58	17.20	14.00	15.90	14.98
60	17.70	14.50	16.40	15.48
62	18.20	15.00	16.90	15.98
64	18.70	15.50	17.40	16.48
66	19.20	16.00	17.90	16.98
68	19.70	16.50	18.40	17.48
70	20.20	17.00	18.90	17.98
72	20.70	17.50	19.40	18.48
74	21.20	18.00	19.90	18.98
76	21.70	18.50	20.40	19.48
78	22.20	19.00	20.90	19.98
80	22.70	19.50	21.40	20.48
82	23.20	20.00	21.90	20.98
84	23.70	20.50	22.40	21.48
86	24.20	21.00	22.90	21.98
88	24.70	21.50	23.40	22.48
90	25.20	22.00	23.90	22.98
92	25.70	22.50	24.40	23.48
94	26.20	23.00	24.90	23.98
96	26.70	23.50	25.40	24.48
98	27.20	24.00	25.90	24.98
100	27.70	24.50	26.40	25.48

A	A0	2022.06.30	NEW DRAWING	OPERATION	DRAW	Jelly Feng	22.06.30	SCALE	FIT	<b>JILN</b> ® 深圳市锦凌电子有限公司 SHENZHEN JINLING ELECTRONICS CO.,LTD Tel: 86-755-2997-5806/5802 Fax: 86-755-2997-5992 PART NO. 3723-FXXXXXXXXXROX TITLE: 0.50mm BTB NPin Female header of widening double groove,with peg and ground strap,smt type
	REV	DATE	MODIFICATION DESCRIPTION	CHANGE	X.X	±0.30	CHECK	UNIT	mm	
					X.XX	±0.20	APPROVE	SIZE	A4	
					X.XXX	±0.10		SHEET	1/1	
					Angle	±3°		PROJ.		
				DIM	TOL					