

HSF RoHS

SPECIFICATIONS

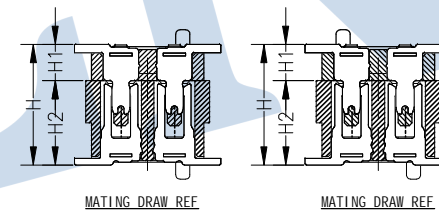
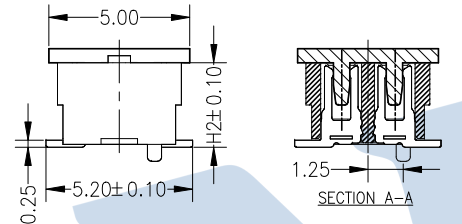
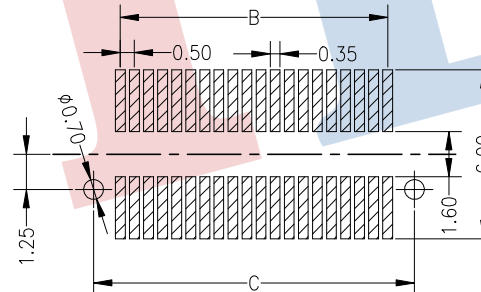
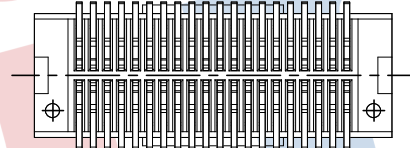
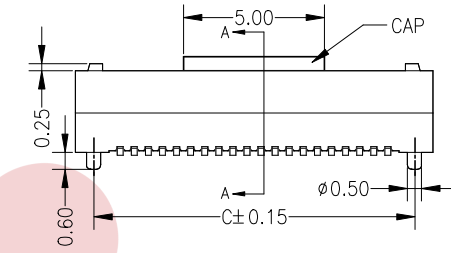
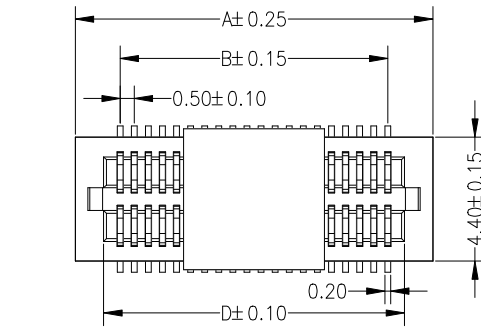
PERFORMANCE
 Current rating: 0.5A
 Voltage rating: 50V AC/DC
 Insulation Resistance: 500MΩ min
 Withstanding voltage: 200V AC/1 min
 Contact Resistance: 50mΩ max
 Operating Temperature: -40°C to +105°C
 Material
 Contact: Phosphor Bronze
 Contact: Au Over Ni
 Housing: PA9T, UL94-V0
 Soldering temperature: 260°C±5° 5S

Ass'y High(H)	Plastic High	
	Male(H1)	Female(H2)
6.50	2.00	4.50
6.00	2.00	4.00
5.50	2.00/1.00	3.50/4.50
5.00	2.00/1.00	3.00/4.00
4.50	1.00	3.50
4.00	1.00	3.00
3.50	1.30	2.20
3.00	0.80	2.20

Ordering Information

3723 - F XXX XXX XX X R 0X

F=Female M=Male No. of pins 08=10DP Plastic Height 022=2.2mm 030=3.0mm 035=3.5mm 040=4.0mm 045=4.5mm Contact 02=Gold 03=Gold Flash Plating Insulator Material 01=PA9T Packing 01=Reel code stream 01=99



NO. OF PINS	Dimensions (mm)			
	A	B	C	D
8.00	4.70	1.50	3.40	2.48
10.00	5.20	2.00	3.90	2.98
12.00	5.70	2.50	4.40	3.48
14.00	6.20	3.00	4.90	3.98
16.00	6.70	3.50	5.40	4.48
18.00	7.20	4.00	5.90	4.98
20.00	7.70	4.50	6.40	5.48
22.00	8.20	5.00	6.90	5.98
24.00	8.70	5.50	7.40	6.48
26.00	9.20	6.00	7.90	6.98
28.00	9.70	6.50	8.40	7.48
30.00	10.20	7.00	8.90	7.98
32.00	10.70	7.50	9.40	8.48
34.00	11.20	8.00	9.90	8.98
36.00	11.70	8.50	10.40	9.48
38.00	12.20	9.00	10.90	9.98
40.00	12.70	9.50	11.40	10.48
42.00	13.20	10.00	11.90	10.98
44.00	13.70	10.50	12.40	11.48
46.00	14.20	11.00	12.90	11.98
48.00	14.70	11.50	13.40	12.48
50.00	15.20	12.00	13.90	12.98
52.00	15.70	12.50	14.40	13.48
54.00	16.20	13.00	14.90	13.98
56.00	16.70	13.50	15.40	14.48
58.00	17.20	14.00	15.90	14.98
60.00	17.70	14.50	16.40	15.48
62.00	18.20	15.00	16.90	15.98
64.00	18.70	15.50	17.40	16.48
66.00	19.20	16.00	17.90	16.98
68.00	19.70	16.50	18.40	17.48
70.00	20.20	17.00	18.90	17.98
72.00	20.70	17.50	19.40	18.48
74.00	21.20	18.00	19.90	18.98
76.00	21.70	18.50	20.40	19.48
78.00	22.20	19.00	20.90	19.98
80.00	22.70	19.50	21.40	20.48
82.00	23.20	20.00	21.90	20.98
84.00	23.70	20.50	22.40	21.48
86.00	24.20	21.00	22.90	21.98
88.00	24.70	21.50	23.40	22.48
90.00	25.20	22.00	23.90	22.98
92.00	25.70	22.50	24.40	23.48
94.00	26.20	23.00	24.90	23.98
96.00	26.70	23.50	25.40	24.48
98.00	27.20	24.00	25.90	24.98
100.00	27.70	24.50	26.40	25.48

OPERATION		DRAW	Jelly Feng	2022.12.14	SCALE	FIT
X.X	±0.30					
X.XX	±0.20	CHECK			UNIT	mm
X.XXX	±0.10					
Angle	±3°	APPROVE			SIZE	A4
DIM	TOL					
					SHEET	1/1
					PROJ.	☉

JILN 深圳市锦凌电子有限公司
 SHENZHEN JINLING ELECTRONICS CO.,LTD
 Tel : 86-755-27483253 Fax: 86-755-2997-5588

NO.	DATE	DESCRIPTION	CHANGE
A0	2022.12.14	NEW DRAWING	
REV	DATE	MODIFICATION DESCRIPTION	CHANGE

PART NO.	3723-FXXXXXXXXX0X
TITLE:	0.50mm BTB NPin Female header of double groove