

HSF RoHS

SPECIFICATIONS PERFORMANCE

信号端子 Current Rating: 0.5A
 电源端子 Current Rating: 5A
 Contact Resistance: 80mΩ Max
 Insulation Resistance: 500MΩ Min
 Withstand Volt: 200V AC/minute
 Opratng Temperature: -40°C to +105°C

Material

Contact: Phosphor Bronze, 3u" MIN Gold Plated In Contact Area, Gold Flash Plated In Solder Area, 50u"~240u" Nickel Underplated Over all.
 Ground: Brass, 80u" Min Matte Tin Plated Over 50u" Min Nickel Underplated Over all.
 Housing: LCP Black, UL94V0
 Max. Processing Temp: 230°C for 30-60 seconds (260°C for 10 seconds)

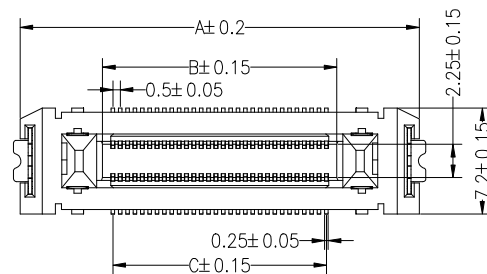
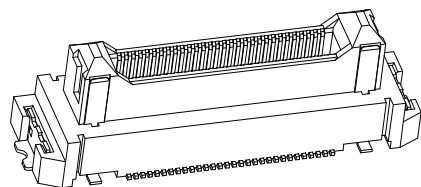
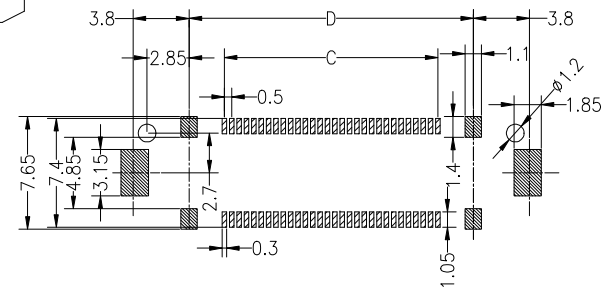
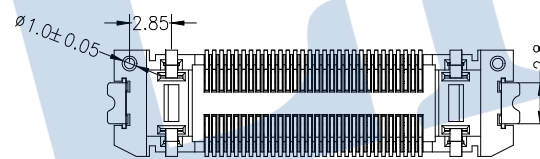
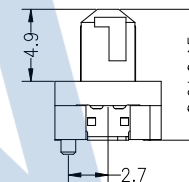
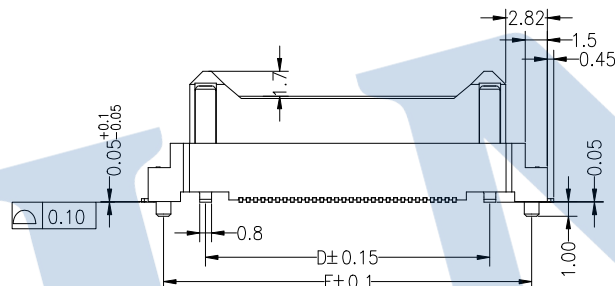
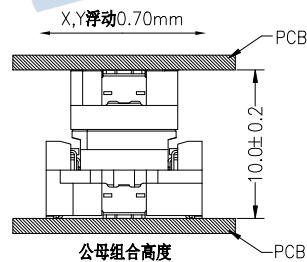


TABLE:

No. OF PIN	A	B	C	D	E
30 PIN	19.60	8.50	7.00	12.80	17.50
50 PIN	24.60	13.50	12.00	17.80	22.50
60 PIN	27.10	16.00	14.50	19.30	25.00
80 PIN	32.10	21.00	19.50	24.30	30.00
100 PIN	37.10	26.00	24.50	29.30	35.00
120 PIN	42.10	31.00	29.50	34.30	40.00



RECOMMENDED PCB LAYOUT(TOP SIDE)
 PCB BOARD TOLFRANCF±0.05(PCB T=1.00mm)



Ordering Information

3726 M XXX 089 XX F R 0X

F=Female
 M=Male
 No.of pins 30P~120P
 Plastic Hight 089=8.90mm
 Contact Plating
 S0:1U" Gold/Tin
 S1:3U" Gold/Tin
 S2:5U" Gold/Tin
 S3:10U" Gold/Tin
 S4:15U" Gold/Tin
 S5:30U" Gold/Tin
 Insulator Material Option
 D=BK-PA46
 E=BK-PA9T
 F=BK-LCP
 Packing
 T:Tube
 R:Reel
 code stream 01~99

				OPERATION		DRAW	Jelly Feng	22.06.30	SCALE	FIT	JILN ® 深圳市锦凌电子有限公司 SHENZHEN JINLING ELECTRONICS CO.,LTD Tel: 86-755-2997-5806/5802 Fax: 86-755-2997-5992	
				X.X	±0.30							
				X.XX	±0.20	APPROVE	SIZE	A4	PART NO.	3726MXXX089XXFR0X		
				X.XXX	±0.10							SHEET
AO	2022.06.30	NEW DRAWING		Angle	±3°	PROJ.	◆					
REV	DATE	MODIFICATION DESCRIPTION		DIM	TOL							
1	2	3	4	5	6	7	8	9				