

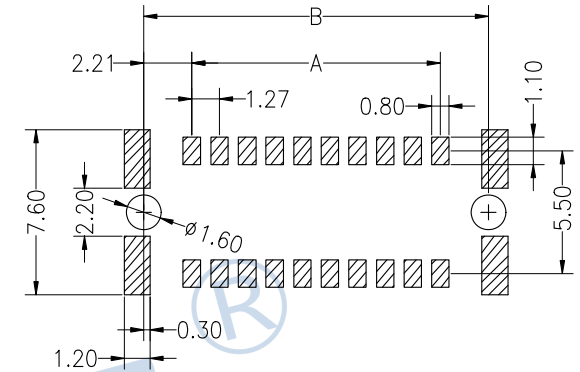
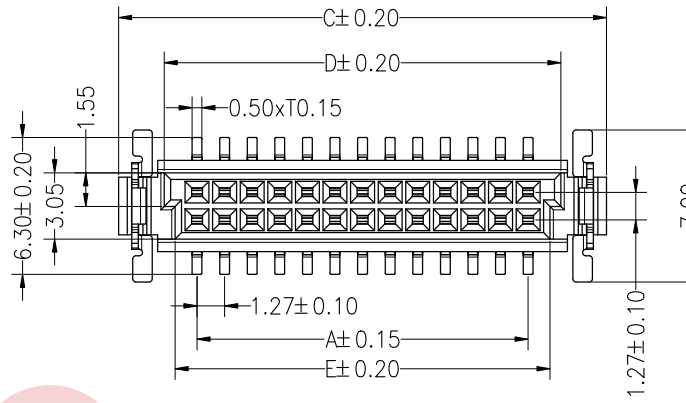
# HSF RoHS

## SPECIFICATIONS

Rated Current: 1.0AMP  
 Contact Resistance: 25mΩ Max  
 Withstand Voltage: 500V  
 Insulation Resistance: 1000MΩ Min  
 Operation Temperature: -55°C to +125°C

Contact Material: Phosphor Bronze  
 Contact Plating: Sn and Au over Ni  
 Tail Material: Phosphor Bronze  
 Tail Plating: Sn over Ni  
 Main Body Material: LCP UL94V0  
 Resistance To Soldering Heat:  
 260°C ± 5°C, 10s (LCP insulator)

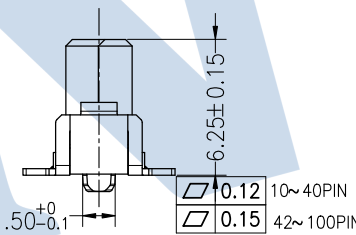
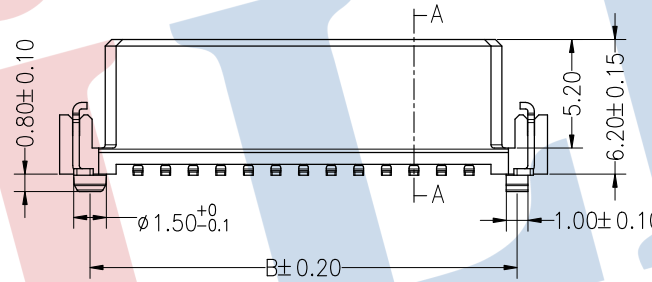
Recommended P.C.B Layout (Top Side)  
 (PCB BOARD TOLERANCE ± 0.05)



## Ordering Information

7100 - F XXX 062 XX F X 0X

F=Female  
 M=Male  
 No. of pins  
 010=10Pin  
 020=20Pin  
 ...  
 100=100Pin  
 Plastic Height  
 062=6.2mm  
 Contact Plating  
 G0: Gold Flash  
 G1: 3U" Gold  
 G2: 5U" Gold  
 G3: 10U" Gold  
 G4: 15U" Gold  
 G5: 30U" Gold  
 S0: Gold Flash/Tin  
 SM: Matte-Tin/2u"  
 Insulator Material Option  
 F=BK-LCP  
 Packing  
 T: Tube  
 P: Tube+Cap  
 R: Reel+Cap



100	62.23	66.65	69.49	65.25	64.25
90	55.88	60.30	63.14	58.90	57.90
80	49.53	53.95	56.79	52.55	51.55
70	43.18	47.60	50.44	46.20	45.20
60	36.83	41.25	44.09	39.85	38.85
50	30.48	34.90	37.74	33.50	32.50
40	24.13	28.55	31.39	27.15	26.15
30	17.78	22.20	25.04	20.80	19.80
26	15.24	19.66	22.50	18.26	17.26
20	11.43	15.85	18.69	14.45	13.45
16	8.89	13.31	16.15	11.91	10.91
10	5.08	9.50	12.34	8.10	7.10
PIN	A	B	C	D	E

### OPERATION

X.X	± 0.30
X.XX	± 0.20
X.XXX	± 0.10
Angle	± 3°
DIM	TOL

DRAW	yiyusheng	20.04.22
CHECK		
APPROVE		

SCALE	FIT
UNIT	mm
SIZE	A4
SHEET	1/1
PROJ.	☉

**JILN** 深圳市锦凌电子有限公司  
 SHENZHEN JINLING ELECTRONICS CO.,LTD  
 Tel: 86-755-27483253 Fax: 86-755-2997-5588

PART NO. 7100FXXX062XXFX0X  
 TITLE: 1.27mm E-type connector NPin H6.2 Female

A	2020.04.22	NEW DRAWING								
REV	DATE	MODIFICATION DESCRIPTION	CHANGE							