

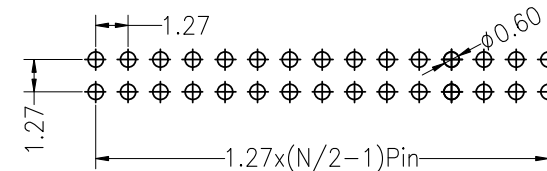
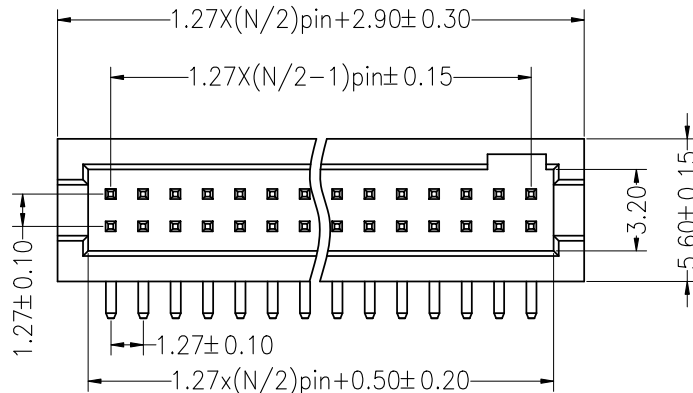


**SPECIFICATIONS**

Rated Current:1.0AMP  
 Contact Resistance:20mΩ Max  
 Withstand Voltage:500V AC/DC  
 Insulation Resistance:1000MΩ Min  
 Operation Temperature:-40°C to +105°C

Contact Material:Brass  
 Contact Plating:Au or Sn Over Ni  
 Insulator Material:Polyester(UL94V-0)  
 Resistance To Soldering Heat:  
 245°C±5°C, 10s(PBT insulator)  
 260°C±5°C, 10s(PA6T&PA9T&LCP insulator)

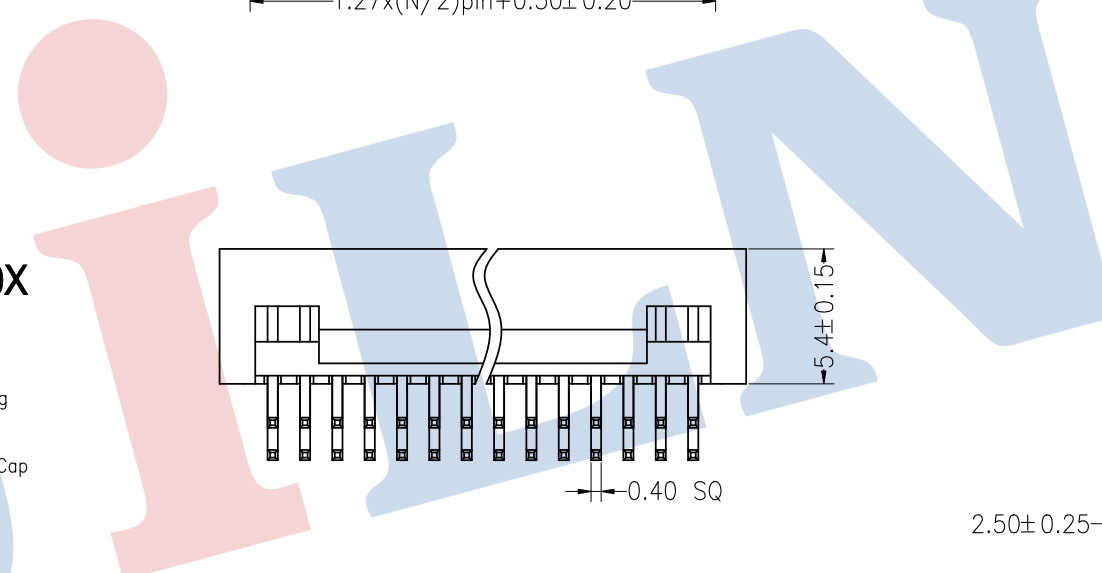
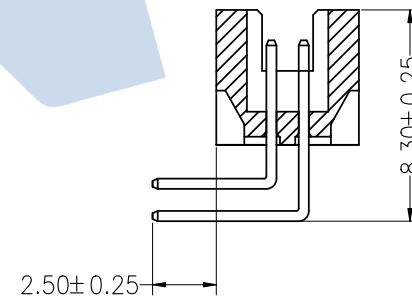
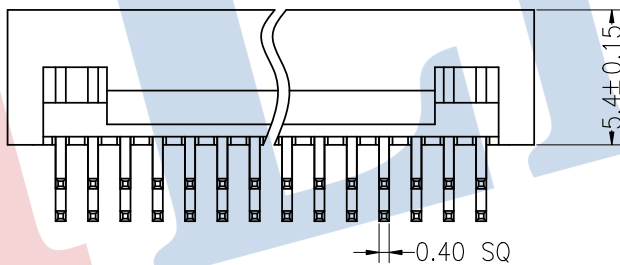
Recommended P.C.B Layout(Top Side)  
 (PCB BOARD TOLERANCE±0.05)



**Ordering Information**

**3231 XX R XX X B K00 X 0X**

- No.of Pins: 10-100P
- Contact Plating:
  - G0:Gold Flash
  - G1:1u" Gold
  - G2:1.5u" Gold
  - G3:2u" Gold
  - G4:3u" Gold
  - G5:5u" Gold
  - G6:10u" Gold
  - G7:15u" Gold
  - G8:30u" Gold
  - S0:Gold Flash/Tin
  - SN:Tin
- Insulator Material Option:
  - A=BK-PBT
  - C=BK-PA6T
  - E=BK-PA9T
  - F=BK-LCP
- Packing:
  - 0=PE Bag
  - A=Tray
  - T=Tube
  - P=Tube+Cap



				OPERATION		DRAW	BEN	12.09.18	SCALE	FIT	<b>JILN</b> ® 深圳市锦凌电子有限公司 SHENZHEN JINLING ELECTRONICS CO.,LTD Tel: 86-755-27483253 Fax: 86-755-2997-5588	
				X.X	±0.30	CHECK			UNIT	mm		
				X.XX	±0.20				SIZE	A4		
A0	2012.09.18	NEW DRAWING		X.XXX	±0.10				SHEET	1/1	PART NO.	3231XXRXXXBK00X0X
REV	DATE	MODIFICATION DESCRIPTION		CHANGE	ANGLE	APPROVE			TITLE:	1.27Box Header Npin H5.4 90°		
					DIM	TOL			PROJ.			