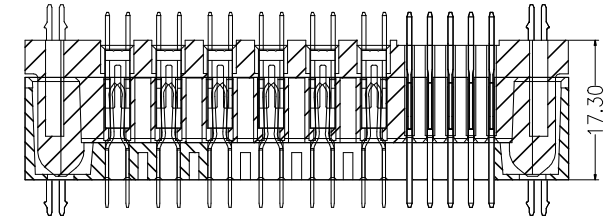
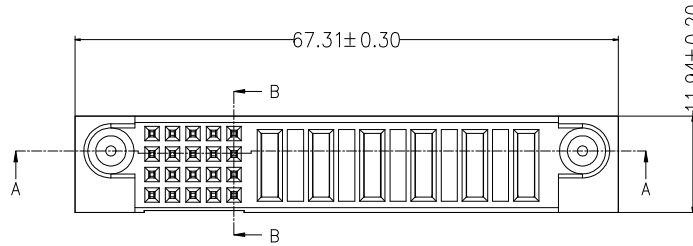


HSF RoHS

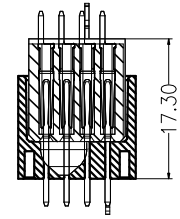
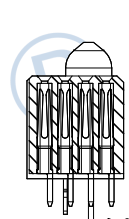
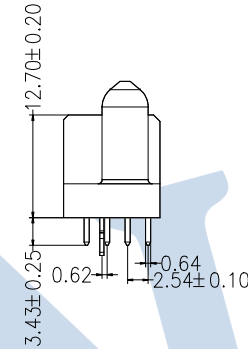
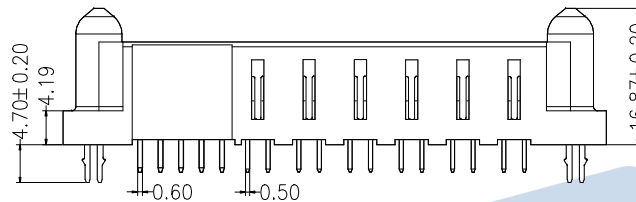
SPECIFICATIONS

Signal Rated Current:2.5AMP
 Power Rated Current:30AMP
 Signal Rated Voltage:50V AC
 Power Rated Voltage:250V AC
 Signal Contact Resistance:20mΩ Max
 Power Contact Resistance:2mΩ Max
 Signal Contact Withstand Voltage:1000V AC For 1 Minute
 Power Contact Withstand Voltage:2500V AC For 1 Minute
 Insulation Resistance:1000MΩ Min
 Operation Temperature:-40°C to +105°C

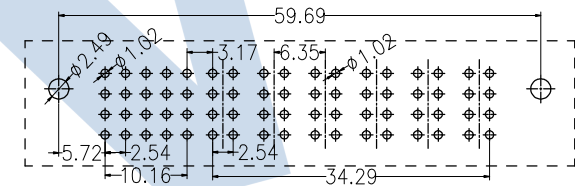
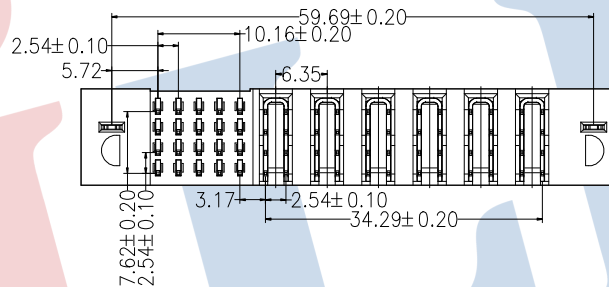
Power Contact Material:Copper Alloy
 Signal Contact Material:Copper Alloy
 Contact Plating:Au or Sn Over Ni
 PEG Material:Copper Alloy
 PEG Plating:Tin Over Ni
 Insulator Material:PA6T(UL94V-0)
 Max.Processing Temp: 260°C±5°C For 5~10 Second



Mating Draw Ref



Mating Draw Ref

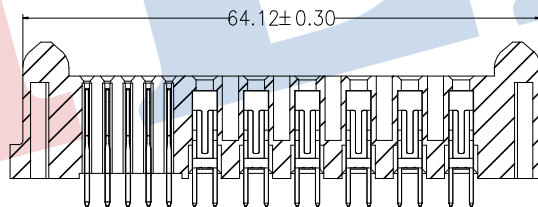


P.C.B Layout

Ordering Information

4500 - 26 F S1 C S A 0X

No.of Pins: 20S+6P
 Contact Type: M:Male, F:Female
 Contact Plating: S1:3u" Gold/Matte-Tin
 Insulator Material Option: C=BK-PA6T
 A=ATYPE



SECTION A-A

				OPERATION		DRAW	Jelly Feng	22.12.10	SCALE	FIT	JILN ® 深圳市锦凌电子有限公司 SHENZHEN JINLING ELECTRONICS CO.,LTD Tel: 86-755-27483253 Fax: 86-755-2997-5588	
				X.X	±0.30				UNIT	mm		
				X.XX	±0.20	CHECK		SIZE	A4			
				X.XXX	±0.10			SHEET	1/1	PART NO.	4500-26FS1CSA0X	
A0	2022.12.10	NEW DRAWING		Angle	±3°	APPROVE		PROJ.	TITLE:	HCP 20S+6P Female 180°		
REV	DATE	MODIFICATION DESCRIPTION		DIM	TOL							