

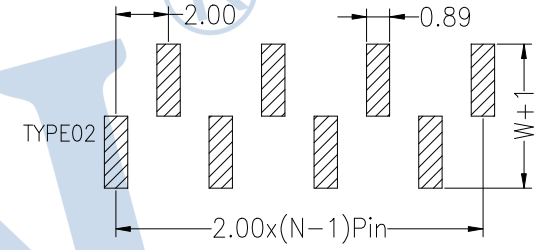
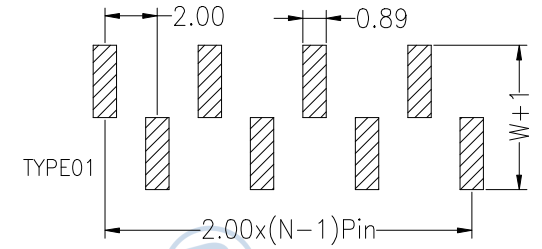
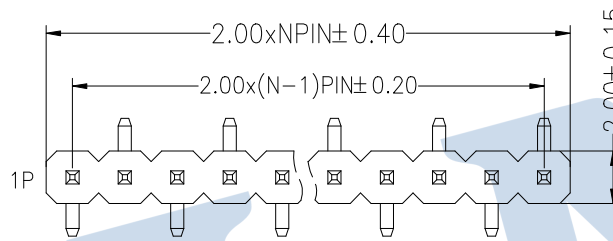
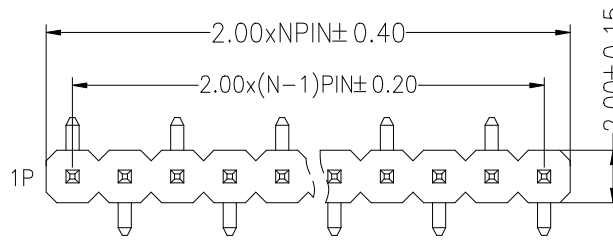


**SPECIFICATIONS**

Rated Current:2.0AMP  
 Contact Resistance:20mΩ Max  
 Withstand Voltage:1000V AC/DC  
 Insulation Resistance:1000MΩ Min  
 Operation Temperature:-40°c to +105°c

Contact Material:Brass  
 Contact Plating:Au Over Ni  
 Insulator Material:Polyester(UL94V-0)  
 Resistance To Soldering Heat:  
 260° C±5° C, 10s(PA6T&PA9T&LCP insulator)

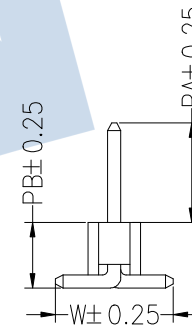
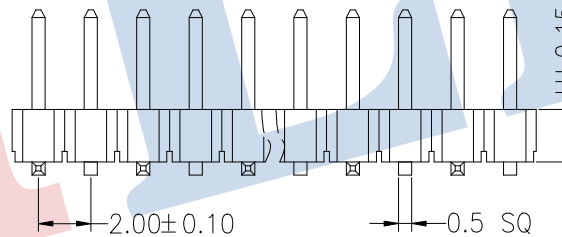
Recommended P.C.B Layout(Top Side)  
 (PCB BOARD TOLERANCE±0.05)



**Ordering Information**

13XX 11 XX X N XX M XXX X 0X

- High.of Plastic  
10=H1.0mm  
15=H1.5mm  
20=H2.0mm  
25=H2.5mm  
30=H3.0mm  
40=H4.0mm
- No.of Pins Per Row  
02~40P
- Insulator Material Option  
C=BK-PA6T  
E=BK-PA9T  
F=BK-LCP
- Contact Plating  
G0:Gold Flash  
G1:1u" Gold  
G2:1.5u" Gold  
G3:2u" Gold  
G4:3u" Gold  
G5:5u" Gold  
G6:10u" Gold  
G7:15u" Gold  
G8:30u" Gold  
S0:Gold Flash/Tin  
SN:Tin
- Pin Length
- Packing  
O=PE Bag  
A=Tray  
T=Tube  
P=Tube+Cap  
R=Reel+Cap  
M=Reel+Mylar



Dimension antitheses list			
ITEM	PA	PB	W
Alternate	XXX	XXX	XXX

REV	DATE	MODIFICATION DESCRIPTION	CHANGE	OPERATION		DRAW	RICH LIN	23.06.10	SCALE	FIT
				DIM	TOL					
A0	2023.06.10	NEW DRAWING		X.X	±0.30				UNIT	mm
				X.XX	±0.20	CHECK			SIZE	A4
				X.XXX	±0.10				SHEET	1/1
				Angle	±3°	APPROVE			PROJ.	☯

**JILN** 深圳市锦凌电子有限公司  
 SHENZHEN JINLING ELECTRONICS CO.,LTD  
 Tel: 86-755-27483253 Fax: 86-755-2997-5992

PART NO.	13XX11XXXNXXMXXX0X
TITLE:	2.0mm Pin Header SMT